

LV JUICE

Fully certified for use in New Zealand

This residual current circuit breaker features integral overcurrent protection, and is the only 2-pole compact version of RCBO B type on the market.

FEATURES

- B type (includes AC + A + smooth direct current + high frequency (1kHz))
- Suitable for charging stations for electric vehicles
- Suitable for general installations where DC smooth direct residual currents can be expected
- Integrated overcurrent protection 32A, C-curve
- 10kA rated short circuit breaking capacity

SAA
APPROVALS
CERTIFIED

SDOC
AVAILABLE



COMPACT B-TYPE 30mA RCBO WITH 32A C-CURVE OVERCURRENT PROTECTION

EVC-002174537



This Month

SPARTAN HAZARDOUS
AREA LUMINAIRES

PAGE 2

MULTI-PURPOSE
CONNECTOR BLOCKS

PAGE 4

RATIO WATERPROOF
CONNECTION SYSTEM

PAGE 8

100% NEW

FREE REUSABLE
WHILE STOCKS LAST SHOPPING BAG



When you spend
over \$100 (excl
GST) on one
invoice this month

SPARTAN LINEAR ZONE 1 & 2 HAZARDOUS AREA



FLOOD



LINEAR



BULKHEAD



BAY

These SPARTAN 4' Linear luminaires are designed specifically for use in new hazardous area installations or to retrofit existing fluorescent installations which require high performance, reliable, White-Light illumination. Housed in Marine Grade aluminium and using Raytec's field-proven, long-life LED technology, SPARTAN Linear is ATEX and IEC Ex approved for all Zone 1/21 & 2/22 applications.



Easy Maintenance

A maintenance friendly modular design allows quick and easy servicing and inspection of all key components including LED and PSU modules. SPARTAN Linear has also been designed without ledges to prevent dust or water from accumulating.



LED Friendly

SPARTAN Linear uses thermal management technology, ensuring a much cooler LED operating temperature. This provides up to 60% better heat dissipation compared to traditional lighting solutions and allows the product to operate for 10+ years in the most challenging environments.

Retrofitable

SPARTAN Linear is a direct replacement for fluorescent fittings, meaning you can upgrade to LED light without complication.

Features

Retrofitable

Intelligent Emergency

Modular Design

Ultra-Powerful

Ultra-Reliable

Ultra-Efficient

Benefits

Easy Installation, matching the dimensions of traditional 2x36W fluorescent fittings, to provide an easy direct replacement

Equivalent output to a 2x36W fluorescent

Self-testing emergency battery proactively monitors & maintains the overall health of the luminaire
Easy inspection thanks to a tri-colour LED indicator

Both the LED & PSU modules are easily accessible for maintenance and inspection

High lumen output
- 5,000 lm Zone 1/21, 6,800 lm Zone 2/22

Industry leading 5 year warranty
Designed & manufactured in the UK to the highest standards including both ISO9001 & ISO14001
Advanced electronics and LEDs protected by vibration resistant & waterproof potting compound

Intelligent emergency with automatic self-testing

Thermal management technology delivers class leading energy efficiency

Significant running & maintenance savings compared to traditional lighting technologies

SMART access wiring system for safe & efficient installation, set-up & ongoing inspection

SPX-WL168
Zone 1/21*
\$1469.00
+ GST

SPX-WL168-EM25
Zone 1/21 Emergency
\$2469.00
+ GST

SPZ-WL168
Zone 2/22*
\$1115.00
+ GST

*Also available as a Single Entry

SPX-WL168-LL
Zone 1/21 Single Entry
\$1115.00 + GST

SPZ-WL168-LL
Zone 2/22 Single Entry
\$939.00 + GST

rayTEC



Adjustable, Scalable Power When & Where You Want It



Connect and power all of your gadgets and appliances whenever you want, wherever you want. This innovative power track allows anyone to simply and safely add, remove or reposition power and data sockets wherever and whenever they are needed along its length. The Mainline system can be seamlessly installed into walls, skirting boards or trunking systems in a fraction of the time it takes to install conventional fixed sockets.

FEATURES

- Suitable for new constructions, renovations & refurbishment projects
- Can be installed as part of a ring, radial or spur
- Restricted access to copper busbar from small objects & fingers
- Not limited by number of sockets
- Up to 32 amp capacity
- Moveable data networking socket
- Range of finishing options available
- Terminal Block connects existing live, neutral & earth wires to the track itself
- 2 metre lengths can be cut to fit space



MLSTARTWH	Mainline Starter Kit 2.0m	Quantity
ML20W	TRACK KIT 2.0M - WHITE	1
MLEX21	MAINLINE TRACK HOUSING 2.1M	1
MLTSLW	TS TERMINAL BLOCK KIT (LEFT) - WHITE	1
MLTSERW	TRACK TS END CAP (RIGHT) - WHITE	1
MLP1W	PREMIUM TYPE ADAPTOR - WHITE	2

Mainline Trunking Starter Kit

MLSTARTWH
\$229
+ GST

1

Insert socket
into the track

2

Turn socket 90° to
safely access power

3

Move or add more
sockets as required





LV MULTI-PURPOSE CONNECTOR BLOCKS

XK2 connector blocks are designed for a wide variety of electrical systems. They are a perfect upgrade for busbars, traditional power distribution blocks and strip connections. The unique socket design provides customers safe and reliable installation.

FEATURES

- Provides hundreds of input/output combinations with internal and external parallel connection methods, giving wiring professionals remarkable flexibility
- Low-cost and reliable contact point design
- Supports 10mm²-300mm² in and 1mm²-50mm² out
- Can be mounted on TN 35 DIN rail or on base-plate
- Passed UL 94 V-0 flammability test
- IEC 60529 IP20 rated safety protection
- IEC standard colour code (blue, red, yellow, green, and yellow-green)
- Fit for IEC 60947-7-1

EIGHT BLOCKS



HUNDREDS OF INPUT/OUTPUT COMBINATIONS



TNXX235/10X4

Cat No.	Voltage (V)	Amp Rating (A)	Input Cable Size	Output Cable Size & Quantity
TNXXK235/10X4	690	125	10-35 mm ²	4 X 2.5-10 mm ²
TNXXK235/4X9	690	125	10-35 mm ²	9 X 1-4 mm ²
TNXXK250/10X6	690	150	16-50 mm ²	6 X 2.5-10 mm ²
TNXXK270/10X8	690	192	25-70 mm ²	8 X 2.5-10 mm ²
TNXXK270/16X6	690	192	25-70 mm ²	6 X 4-16 mm ²
TNXXK295/25X4	690	232	25-95 mm ²	4 X 6-25 mm ²
TNXXK2120/16X8	690	309	35-120 mm ²	8 X 4-16 mm ²
TNXXK2185/35X8	690	353	70-185 mm ²	8 X 10-35 mm ²

FAMATEL IP67 INDUSTRIAL CABLE REELS

Degree of protection

IP67

Impact resistance

IK06

Dimensional stability:

-25°C to +85°C

Glow wire test:

750°C (active parts)

650°C (other parts)

Standard:

EN61242

famatel
PROFESSIONAL

FAM30023 - 30m, 16A, 110V



Automatic cut-out.



Handle with rubber coating for perfect portability.



Crank for easy handling.



Industrial IP67 plugs & sockets guarantee maximum security in harsh environments.



Adjustable brake for cable reeling.



Cable exit to help the cable reeling.

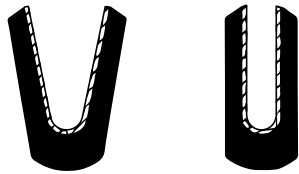
All Specials and Products featured in TRANSNET JUICE are available from all good electrical wholesalers.



RAYRIM - PROTECTIVE SELF-ADHESIVE EDGING MATERIAL

Raychem Rayrim edging material is an extruded strip internally coated with a heat activated adhesive, so that on heating the profile changes from a “V” to a “U” section and the adhesive bonds to the substrate profile.

Rayrim's profile offers a clean and rapid means of covering edges. Its robustness allows Rayrim to give protection under the most testing circumstances.



Supplied profile Recovered profile



FEATURES

- Manufactured from a Raychem radiation crosslinked polyolefin material
- Adhesive lining enables excellent adherence to many substrates
- Covers metal, wood and glass edges
- All round protection
- Flexible
- Applicable to both internal and external radii, as well as straight edges
- ROHS Compliant
- Wide Operating Temperature Range -55°C to 80°C



Cat No.	Plate Thickness		Length (mm)
	SWG	mm	
RAYRIM-NR6-O-STK	30-24	0.31-0.56	1200
RAYRIM-NR7-O-STK	23-16	0.61-1.63	1200
RAYRIM-NR8-O-STK	15-10	1.83-3.25	1200
RAYRIM-NR9-O-STK	9-5	3.66-5.38	1200



DUCT SEALING PLUGS

The TE Blank Duct Plug range effectively seal empty conduits. These plugs prevent the flow of water and the costly sedimentation of duct banks and conduit systems while confining problems of dangerous vapors to their source.

Manufactured from high-impact plastic components, combined with durable elastic gaskets, they are corrosion proof and effective for long-term or temporary sealing.

Equipped with a rope tie mechanism that provides the benefit of securing a pull rope to the back compression plate.

FEATURES

- All plastic construction
- Corrosion proof
- Easy Installation & removal
- Water & gas tight
- Fully removable and reusable



Cat No.	Plug Diameter (inch)	Duct ID	
		Inch	mm
RBDP-BLA-10D104U	1.00	0.96-1.16	24.4-29.5
RBDP-BLA-12D148U	1.25	1.14-1.48	29.0-37.6
RBDP-BLA-15D183U	1.50	1.49-1.83	37.8-46.5
RBDP-BLA-20D236U	2.00	1.83-2.36	46.5-59.9
RBDP-BLA-30D346U	3.00	2.99-3.46	75.9-87.9
RBDP-BLA-35D400U	3.5	3.45-3.80	86.9-96.5
RBDP-BLA-40D402U	4.00	3.94-4.17	100-105.9
RBDP-BLA-50D535U	5.00	5.00-5.35	127-135.9
RBDP-BLA-60D637U	6.00	5.82-6.37	147.8-161.8





AL26

Double insulated test lead set.

\$20.50

+GST

FLUKE®




FLUKE-TP1

Slim reach test probes with hard stainless steel probe tips & flat blade design to hold securely in blade type electrical wall sockets. CAT II 1000V, 10A rated.

\$46.50

+GST




MARTL206

Mains test lead for the Martindale VR2230, VR2240 & VR2250. 13A NZ Mains plug to 3 x 4mm banana plugs.

\$95.00

+GST

MARTINDALE
ELECTRIC



A1013

A1064

A1310

A1309

Crocodile clips ensure secure and permanent contact during the measurement on busbars, fixing screws.

\$22.50

+GST

METREL®



GAS TORCH SETS BY TE

STANDARD GAS TORCH SET

#GASSETSTD
\$313.17
+ GST



Featuring a Sievert plastic composite single valve handle with high quality brass metal parts, this set is suitable for rapid installation of heat-shrinkable materials. It offers maximum burning efficiency and the best available balance of surface pre-heat.

Set includes

- Standard Sievert handle
- 5m long high pressure hose
- BN38 38mm nozzle



PROMATIC GAS TORCH SET

#GASSETPIEZO
\$599.72
+ GST



With patented Piezo Sievert electric ignition, universal handle, advanced design, and ergonomic appearance, the Promatic is a world-beating system for all possible heating tasks where efficiency and professional workmanship are needed.

Set includes

- Piezo Sievert handle
- 5m long high pressure hose
- BN38 38mm nozzle

REGULATOR




#REGULATOR
\$120.61
+ GST

Compatible with all FH-1630 hoses, this regulator is suitable for propane gas bottles from 5kg to 11kg and creates a constant 2 bar pressure between your torch and gas bottle.

MULTI-COMPARTMENT TOOLBOXES

These handy toolboxes are easy to carry with a solid handle and carry strap, and feature removable compartments.

Replacement boxes in three sizes are available if you need to reconfigure your toolbox storage sizes.



BOX-A
95X65X65MM

BOX-B
140X65X65MM

BOX-C
290X65X65MM



BOX399

BOX366

Cat No.	Description
BOX366	TOOLBOX 12 COMPARTMENT - 6 x A-TYPE, 4 x B-TYPE, 2 x C-TYPE
BOX399	TOOLBOX 18 COMPARTMENT - 18 x A-TYPE
BOX-A	REPLACEMENT BOX W/PARTITION 95x65x65MM
BOX-B	REPLACEMENT BOX W/PARTITION 140x65x65MM
BOX-C	REPLACEMENT BOX W/PARTITION 290x65x65MM

RATIO SHORE POWER MP SERIES

Waterproof Connection System



TransNet New Zealand Ltd

Auckland

78 Cryers Road
East Tamaki
Auckland
NEW ZEALAND
Ph 0800 442 182
Fax 0800 442 183
PO Box 39 383
Howick, Auckland

Wellington

10 Petone Ave
Petone
Wellington
NEW ZEALAND
Ph 04 576 2530
Fax 04 576 0040
PO Box 39 383
Howick, Auckland

NEW ZEALAND

sales@transnet.co.nz

TransNet Tonga

Ma'ufanga

Small Industries
Ma'ufanga
TONGA
Ph +67 627 939
Fax +67 627 976
PO Box 2932
Nuku'alofa

TONGA

transnet@kalianet.to

A waterproof, stylish, and approved shore power connection system for your boat

Ratio Electric has designed the MP 16 (16A/250V), MP32 (32A/250V) and MP50 (50A/250V) system to offer a waterproof, stylish and approved shore power connection system for your boat.

The system is based on the world standard for outdoor connections (the IEC 60309) and features a boat inlet and a mating connector (moulded or assembled).

STAINLESS STEEL INLET

The MP16, MP32 and MP50 inlets are made from solid cast marine grade 316 stainless steel and include an easy locking waterproof cap.

The requirements for installation of electrical systems on craft of hull length up to 24m are specified in the ISO13297 standard. MP16, MP32 and MP50 inlet will not accept standard CEE couplers.

CABLE CONNECTORS


The MP16 and MP32 cable connectors are available in a moulded watertight version as well as an assembly (rewireable) type. The MP50 cable connector is only available in an assembly version. All types include a weatherproof sealing cap to ensure CE compliance.

MOULDED CONNECTOR

- LED power indication
- Watertight moulded construction
- 16A and 32A version

ASSEMBLY CONNECTOR

- Weatherproof marine construction
- Easy assembly
- 16A, 32A and 50A version



Ratio
ELECTRIC

TransNet NZ Ltd has made every reasonable effort to ensure the accuracy of this information and it is to the best of our knowledge correct and reliable. Under no circumstances does this constitute an assurance of any particular quality or performance and users should independently evaluate the suitability of products for their desired application. All information in this publication including pricing, drawings, illustrations, images and graphic designs are reflections of our current understanding. TransNet NZ Ltd reserves the right to make any adjustment to this information at any time. Our liability for the products outlined in this publication is set forth in our standard terms and conditions of trade. In case of any potential ambiguities or questions, please contact us for clarification.

